



Cool Conversations

Volume 1 - Cool Conversations Quiz and Traveling-Tutor - INTRODUCTION

Welcome Message

All of us at Interactive Speech Solutions (ISS), and our partners, Microsoft and Hewlett-Packard, want to thank you for your interest in working with the CCQ Traveling-Tutor™. CCQ utilizes the computer's ability to verbalize text as a means of speeding up learning and increasing student engagement. The verbal delivery also gives the computer a chance to continually encourage and motivate the student. CCQ gives any Microsoft Windows® based computer, including desktop PCs, laptops and pocket computers (PDAs) this ability to interact verbally with users. The most dynamic CCQ learning system features the HP iPAQ 2790 pocket computer which extends the classroom with a highly portable and personal anywhere, anytime mobility learning solution.

CCQ is a comprehensive application for studying, testing and assessment, content development and reporting. With Microsoft Windows Mobile, CCQ is a walking, talking computer. It requires no connection to the Internet to function. Once content is loaded on the mobile device, students can work in school, on the bus, at home, anywhere and anytime. The CCQ system stores a report of all students' activity, which is transferred to the teacher's console for monitoring performance.

This monthly newsletter will keep you up to date concerning new content availability, tips for getting the most from using CCQ, answer frequently asked questions, and share ideas and stories from other educators on their success with their students.



WEBSITES:
www.getCCQ.com
www.Traveling-Tutor.com

QUESTIONS:
info@getCCQ.com

Getting Started

You will find it quite easy to get started using the Cool Conversations Quiz & Traveling-Tutor (CCQ) after installation on either classroom PC's, laptops or on pocket computers (PDA's). For a quick tutorial on using the different components of CCQ, the on-line tutorials and frequently asked questions section of the CCQ website should provide you with all you need to know.

Here's the link to on-line demos:
<http://getccq.com/instructions.htm>


For more information specifically about CCQ on the Traveling-Tutor PDA:
<http://traveling-tutor.com/installandgo>

Synchronizing the PDA

To download study and test materials (as well as send back report information) each student will need to "synchronize" the PDA. This is explained in the on-line demos.

Synchronizing does require that the iPAQ Wireless (Wi-Fi) is turned on and a connection has been established. The better the signal strength, the shorter the time for synchronization. For PC or laptop users, synchronization is not necessary. If you have questions about your Wi-Fi connection, contact your network administrator.





GETTING YOUR STUDENTS STARTED:

The demos make it possible for you to put CCQ to use right away. The first step is to set up your Teacher ID and student user names and passwords using the CCQ Teacher Console. The individual logins are necessary to track individual student usage in the Report module.

On a PC or laptop, students can easily follow the verbal instructions provided. They simply click on the CCQ icon on the desktop to launch the program. They login by selecting their teacher and class from a drop-down menu and then type user name and password.

Through the "Library" link on the Teacher Console, study or test sets may be added or deleted from the class folder. When students synchronize their PDA, the current content in the class folder will be downloaded and be ready to use. Limit the amount of content in the folder to eliminate long download times.

CCQ has two modes of operation. One setting will identify the correct answer for the student after they make an entry, the other will not. The TEST mode on the PDA can be very good for assessing progress after a student has spent time practicing in the Study mode. Regardless of the setting, student work will be tracked and be available to teachers in the REPORTS section of the Teacher Console to help teachers track usage and progress by their students.

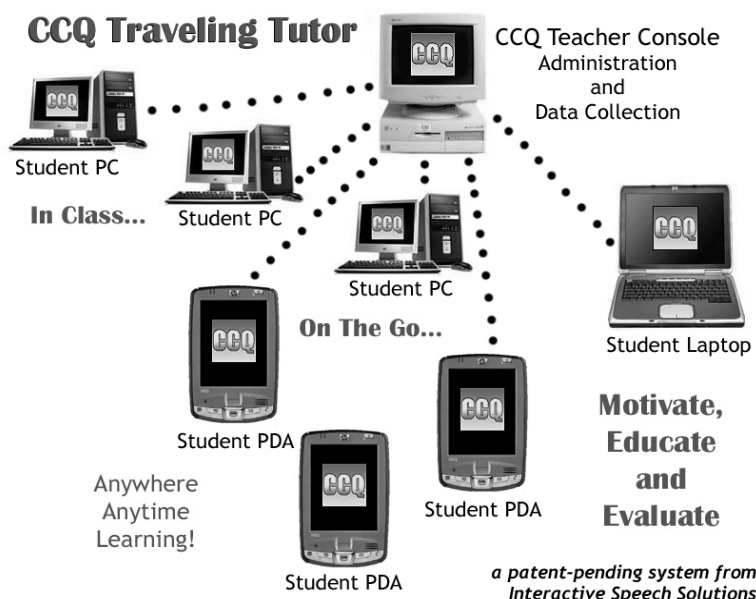
Make your own content. One asset with CCQ is the ability to add your own materials (See Content Editor with the online demo).

TIPS for Getting the Greatest Benefits from Using CCQ:

- Develop a time line and schedule for usage to monitor student success
- Determine which students and classes can benefit the most
- Demonstrate and model expectations for students until they understand how to use the software and features.
- Have students set goals and monitor their own progress
- Observe students using the program and adjust software usage as needed
- Organize recognition mechanisms for student achievement

RECOMMENDATIONS for Successful Implementation of the CCQ Program

- Involve school leadership in supporting the program
- Provide training sessions on using CCQ with teachers and other staff
- Coordinate set up with IT coordinator and teachers
- Allow adequate time for students to use the device
- Discuss student goals for the week and monitor them throughout the unit
- Discuss progress reports to motivate students on their performance
- Adjust instructional focus and set new goals to accomplish
- Share results with parents and administration
- Use results to reinforce learning in tutoring sessions



Enjoy CCQ. On behalf of our partners, Microsoft and Hewlett-Packard, Interactive Speech Solutions thanks you for choosing this system to assist in your educational needs.

All materials © Interactive Speech



If you experience any difficulties with your PDA or in getting CCQ to talk or perform properly, just re-start the PDA with the recessed reset button you will find at the lower left hand side of the device (see picture above). Simply push it with your stylus or a pen point - your PDA will shut down and re-start. You will not lose any data.

Selecting Study and Test Content

Overview of CCQ Reading Tutor Content:

www.getccq.com/ccq/reading_guide.pdf

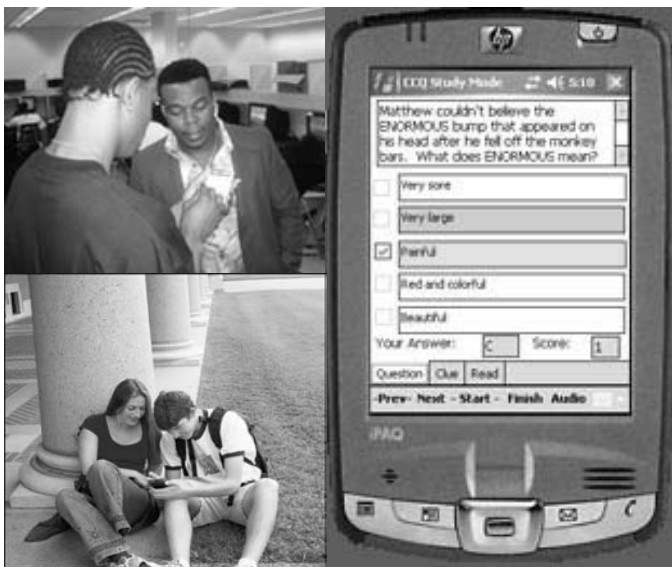
Reading Skills Builder Guide

www.getccq.com/ccq/skills_guide.pdf

E-Books and other subject-oriented content may be identified by the name of each set. The level numbers correspond to the level with difficulty with one (1) as the easiest and the higher numbers correspond with material that is more difficult.

A list of the library of study materials for the PDA that is available from ISS can be found at:
www.traveling-tutor.com/installandgo

See the on-line demos for information on easily creating your own study and test materials for CCQ - get your students involved in a collaborative project to build study and quiz sets! It's easy and a great way for your students to learn.



Some WAYS TO GET THE MOST FROM your CCQ Traveling-Tutor PDA

The CCQ Traveling-Tutor program empowers students by merging computer-based speech technology with the latest advances in mobile technology on the Hewlett-Packard iPAQ 2790 PDA and other comparable devices. The result is a pioneering “walking, talking computer.” The April 2007 issue of Technology & Learning, the magazine states “...the digital divide’s newest defining characteristic is 24/7 access to a personal computing device.” The CCQ Traveling-Tutor meets the needs of a diverse population of students, business professionals, and others on the go. The PDA is a powerful computing device with a broad range of useful functionality:

- Send and receive e-mails
- View and edit your calendar and contacts
- Work on familiar Office software
- Browse the Internet

and MORE...

- Take notes on your Windows Mobile-powered device using Notes or Pocket Word. Prolific writers can use an external keyboard. Doodlers can jot down their thoughts in “Notes”.
- The Voice Recorder captures voice notes for action items and reminders.
- Microsoft® Office Word Mobile lets you open, view, and edit documents while on the move.
- With Microsoft® Office Excel® Mobile, update your data on the go - lets you work with spreadsheets just like on the PC.
- Take the Internet with you! Use Internet Explorer® Mobile to enjoy a rich Web experience wherever you go. Check the latest news, stock reports, and check your Web-based e-mail all on your Windows Mobile.
- With Microsoft® Office PowerPoint® Mobile, view and rehearse your slides when away from your PC. PowerPoint Mobile lets you view an entire presentation, zoom in and out to view details, and jump to a specific slide.
- Listen to MP3 files and other audio files and also view pictures and videos with Windows Mobile Media Player.
- There are also hundreds of applications from special calculators to dictionaries to games that may be installed on the device.
- Adding an SD Card or other extra memory will quickly expand your PDA’s capabilities.

Microsoft Has Lead the Way in Promoting Anytime, Anywhere Learning

“As the head of Microsoft’s Mobility Solutions for Education team, I am very pleased to support the joint business development effort with Interactive Speech solutions [and Hewlett Packard] to improve literacy and numeracy. Working with the I.S.S. Cool Conversations Traveling Tutor on a handheld device, schools have an on-the-go education platform. The “take home” program we are promoting gives students an empowering one-on-one tool that will raise education standards and serve those most in need of support. The PDA is a great education tool for schools mainly because it is extremely mobile and is a device that students find engaging”.

“The CCQ application clearly demonstrates how the PDA can be used to motivate, educate and evaluate students. The option for second language support with CCQ adds value by helping schools better serve the growing ESOL population.”

*William Hagen, Director
Microsoft Mobility Solutions for
Education*



Proven Methodology. Years of experience and trials as well as comparative studies of conventional methods of teaching and learning have demonstrated that the interactive speech methods used by the CCQ Traveling-Tutor are engaging for students and result in better acquisition of new knowledge and development of reading skills. Presentation of computer-generated speech reinforces acquisition of the phoneme-grapheme relationship and reading aloud to the student reduces effort in reading skill development. Studies included instances where 3rd graders starting 3 years below grade level averaged 2 years of progress in eight months. CCQ is an anywhere, anytime education system that appeals to students of all ages.

Do you need headphones? The answer is YES unless students are using CCQ in an environment where they can listen using the computers speakers. This will not be practical in a classroom full of students so you will want your students to have headphones. They can use the same headphones they would use for an MP3 player or game device. A standard mini-jack will fit the headphone connection at the upper left hand side of the device. If you need to purchase headphones, you can get them from ISS for as little as \$4.00 each.

Contact marketing@coolconversations.com.

The ability to read text to the student is a key component in the effective use of the CCQ Traveling-Tutor. While teachers may have students turn off the audio on their PDA’s during some testing sessions, the verbal reinforcement of hearing correct answers read to students is very valuable. CCQ’s verbal interaction also helps keep students focused on learning and provides motivation and encouragement.

Innovative Teachers NETWORK

Sponsored by

Microsoft

Please take a moment to explore the Innovative Teachers Network.

Here, you’ll find a variety of learning resources, online teaching communities and topical articles on the teaching profession, plus opportunities to network with teaching peers. It is a free resource sponsored by Microsoft. Once you have registered, be sure to join the COOL CONVERSATIONS Community to share ideas and keep up to date on developments with the CCQ Traveling-Tutor program.

To visit the Innovative Teachers Network, simply follow this link:
<http://us.itn.partnersinlearning.com>

The Innovative Teachers Network . . . Your connection to innovative educators and resources from across the United States and beyond.

Interactive Speech Solutions - 3701 FAU Boulevard, Suite 210 Boca Raton, Florida 33431